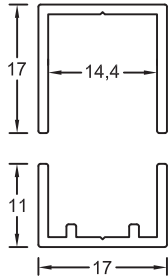
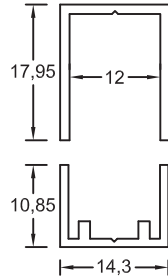


Section No.31017  
Deep Top Channel  
0.170kg/m, per 99

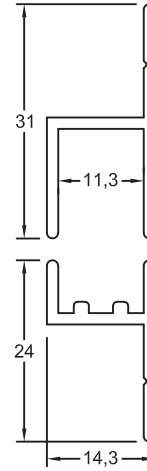


Section No.31018  
Deep Bottom Channel  
0.139kg/m, per 81

Section No.X075  
Top Channel  
0.162kg/m, per 99

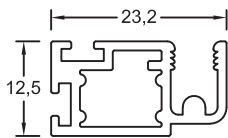


Section No.X076  
Bottom Channel  
0.119kg/m, per 79

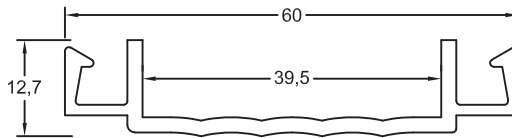


Section No.J032  
Top Channel with Leg  
0.234kg/m, per 118

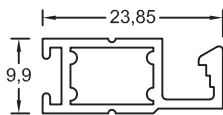
Section No.J031  
Bottom Channel with Leg  
0.191kg/m, per 94



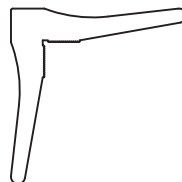
Section No.30957  
Deep Pile Window Frame  
0.302kg/m, per 118



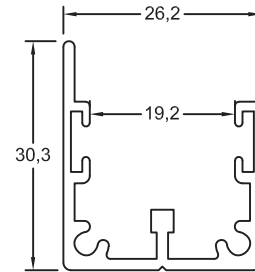
Section No.J030  
Narrow Push Rail  
0.496kg/m, per 199



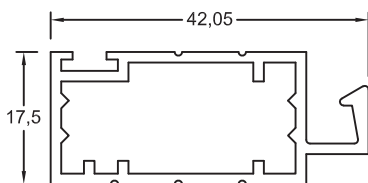
Section No.J058  
Window Frame  
0.232kg/m, per 95



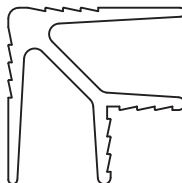
Section No.X429  
Corner Stake for J058



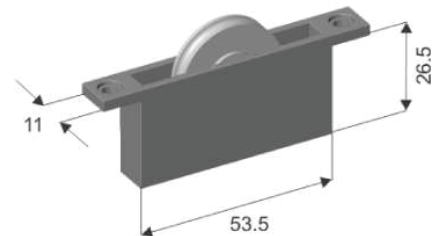
Section No.30973  
26mm Sliding Door Track  
0.421kg/m, per 210



Section No.9775  
Door Frame  
0.494kg/m, per 260



Section No.J688  
Corner Stake for 9775



Section No.DR224  
Flydoor Carriage  
Material: Engineered Plastic  
Standard Roller: DR25  
Max Load: 15kg