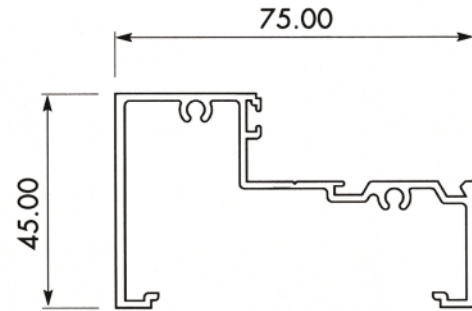
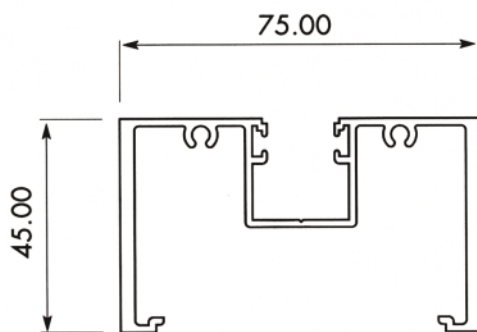


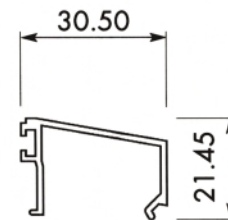
* Section No. G058 Mullion
1.057 kg/m, per 511



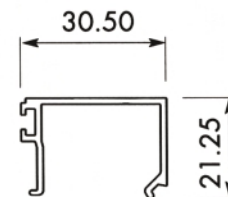
* Section No. G083 Transom
0.927 kg/m, per 422




* Section No. G059 Heavy Duty Mullion
1.398 kg/m, per 505



* Section No. 7754 Sloping bead
0.267 kg/m, per 150



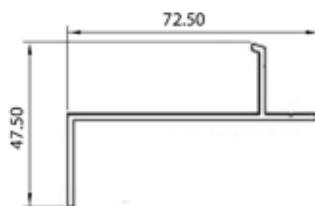
* Section No. 8136 Square bead
0.281 kg/m, per 157



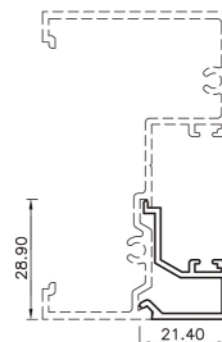
* Section No. 4895 Sill flashing
0.595 kg/m, per 278



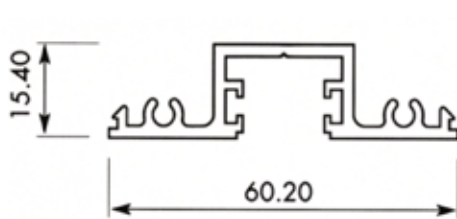
* Section No. 5706 Pocket infill
0.126 kg/m, per 77



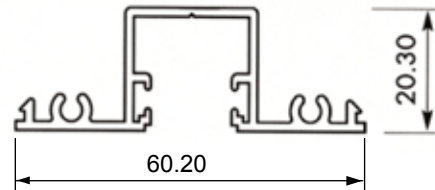
Section No. 31366 Sill Tray
0.582 kg/m, per 243.24



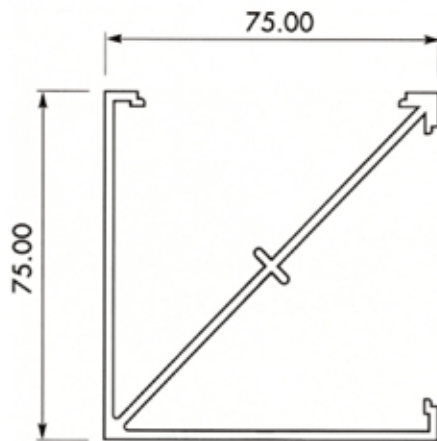
Section No. 31857
Double Glazing Bead 75mm
0.288kg/m, per 154.83



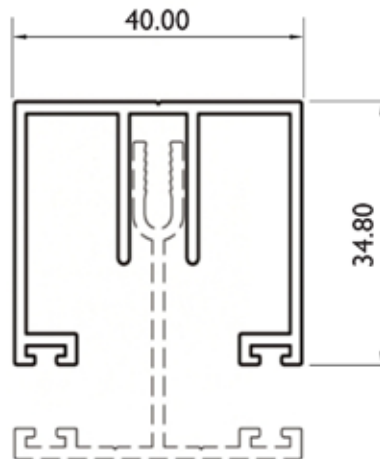
* Section No. 9698
Shallow Glazing Pocket
0.65kg/m, per 254



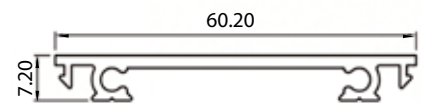
* Section No. G062
Standard Glazing Pocket
0.579kg/m, per 281



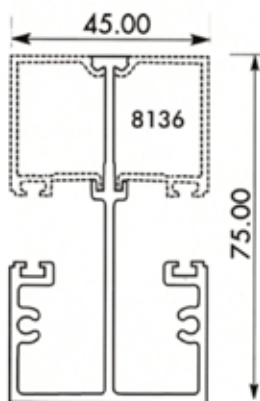
* Section No. 3882 Corner Post
1.569 kg/m, per 563



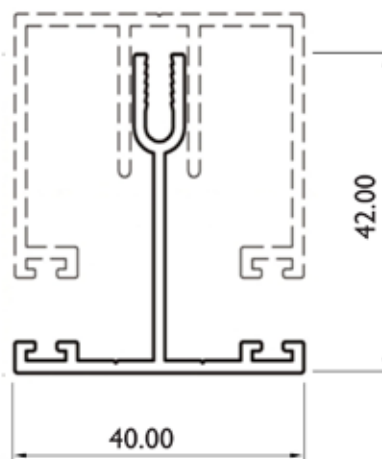
Section No. 33057 WEL
Roof Glazing Cap
0.731kg/m, per 340



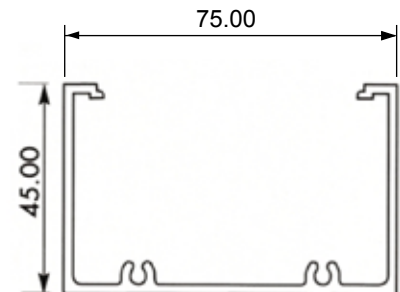
* Section No. 5581 Plain infill
0.429 kg/m, per 182



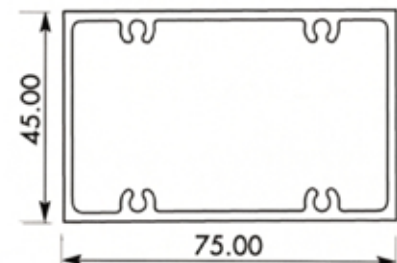
Section No. 8706 Glazing Bar
1.286 kg/m, per 463



Section No. 33056 WEL
Roof Glazing Bar
0.475kg/m, per 223

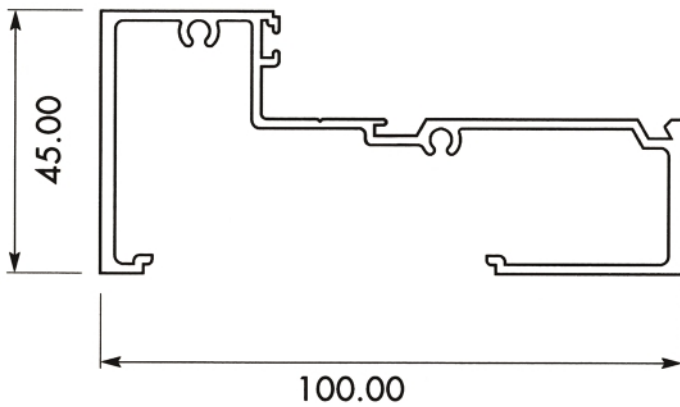


Section No. 6726
1.066 kg/m, per 387

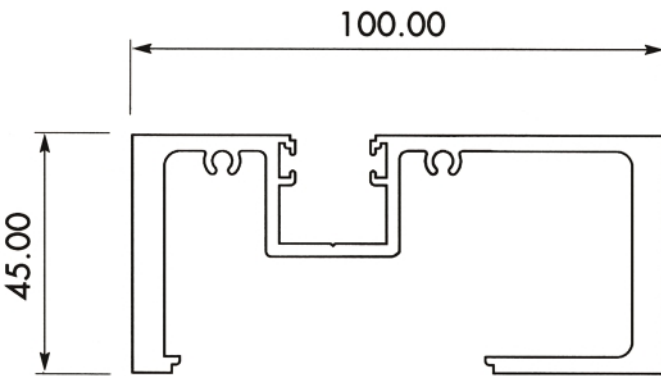


* Section No. 7771
1.532 kg/m, per 240


* Stock in mill finish & anodised satin. Subject to stock availability at time of order.
SFR No.33057, 33056 Stock in Wellington branches only (1-2 working day delivery).



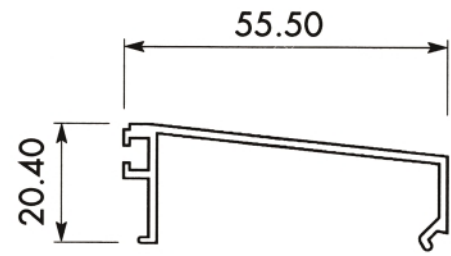
* Section No. G060 Transom
1.295 kg/m, per 514



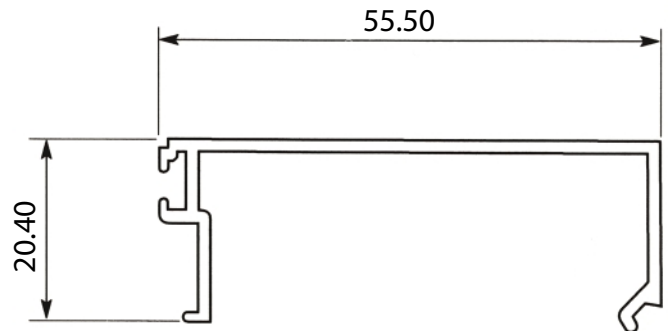
Section No. G252 Heavy duty mullion
2.828 kg/m, per 577



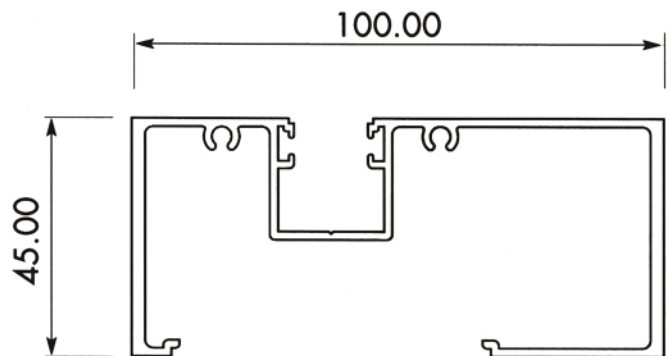
* Section No. 4969 Sill flashing
0.703 kg/m, per 329



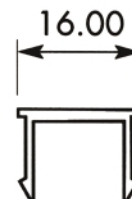
* Section No. 7757 Sloping bead
0.384 kg/m, per 199



* Section No. 30299 Square Bead
0.399 kg/m, per 212.14



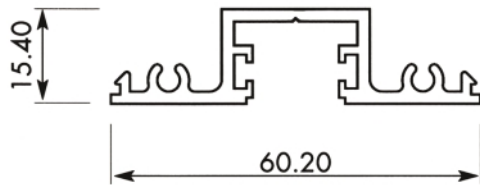
* Section No. G061 Mullion
1.531 kg/m, per 605



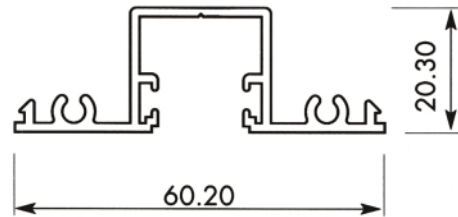
* Section No. 5706 Pocket infill
0.122 kg/m, per 75

* Stock in mill finish & anodised satin. Subject to stock availability at time of order.

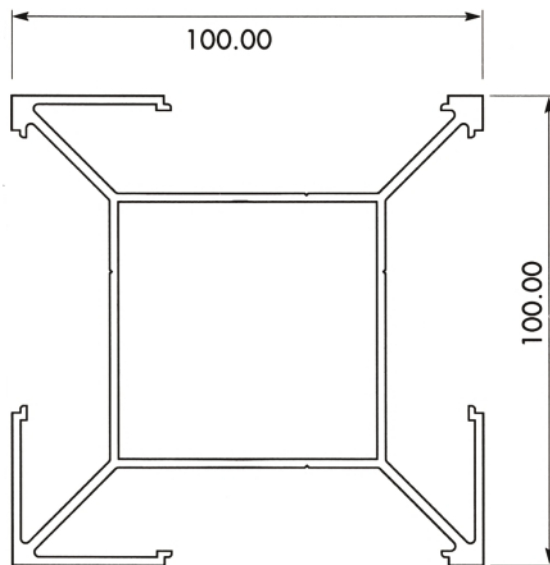
Not to Scale



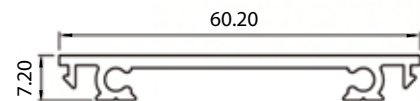
* Section No. 9698
Shallow Glazing Pocket
0.65 kg/m, per 254



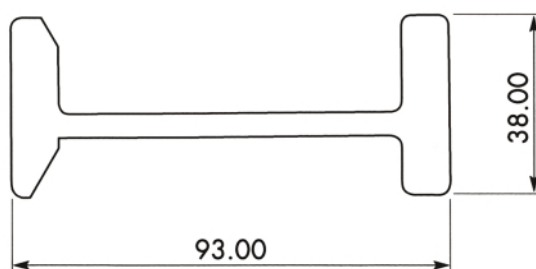
* Section No. G062
Standard Glazing Pocket
0.579 kg/m, per 281



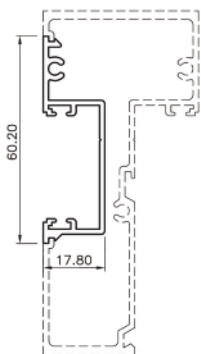
* Section No. 9944 Corner Post
2.596 kg/m, per 749



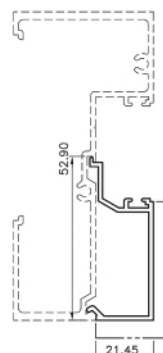
* Section No. 5581 Plain infill
0.429 kg/m, per 182



Section No. 9699 Stiffener
2.914 kg/m, per 311



Section No. 30771 CHC
Double Glazing Infill
0.511kg/m, per 247.49



Section No. 30772 CHC
Double Glazing Bead
0.380kg/m, per 202.94

* Stock in mill finish & anodised satin. Subject to stock availability at time of order.
SFR No.30771, 30772 Stock in Christchurch branches only (3 working day delivery).

Not to Scale