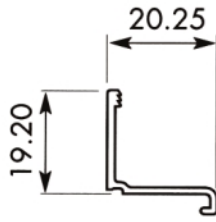
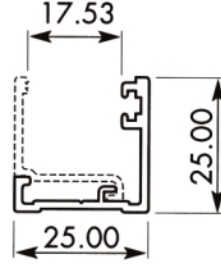


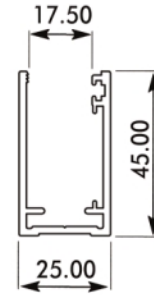
* Section No. E770,
0.347 kg/m per 168



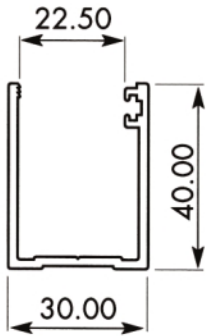
* Section No. E771,
0.159 kg/m per 90



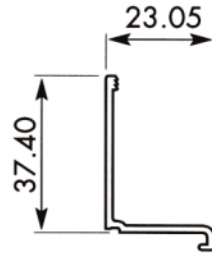
* Section No. E772,
0.284 kg/m per 140



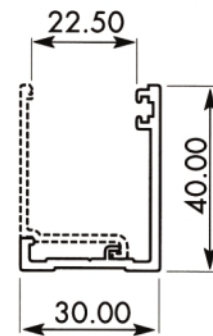
* Section No. 31427
Glazing Channel
0.693 kg/m, per 271



* Section No. G673,
0.613 kg/m per 235

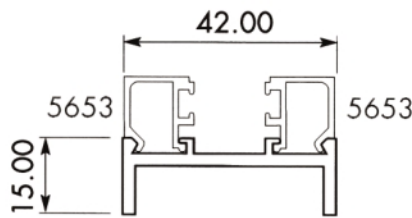


* Section No. G674,
0.247 kg/m per 124



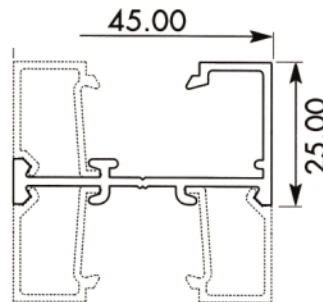
* Section No. G675,
0.448 kg/m per 178

* Above sections use backing rubber #466 or #9102

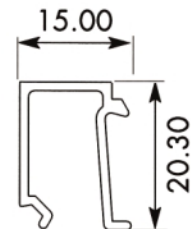


Section No. 5620 Infill Vision Rail
0.484 kg/m, per 157

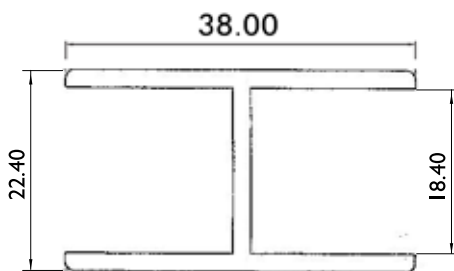
* Section No. 5653 Square Bead
0.166 kg/m, per 98



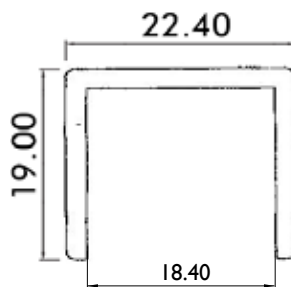
* Section No. J349
Glazing Frame
0.466 kg/m per 216



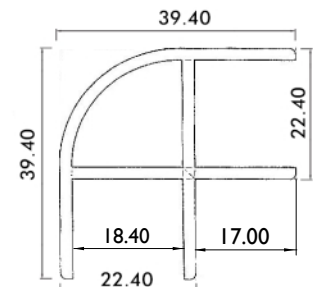
* Section No. J350
Square Bead
0.193 kg/m per 117



Section No. 30503
H-Jointer
0.509kg/m, per 190.74



Section No. 30504
CNP
0.303kg/m, per 114.91



Section No. 30505
Corner Jointer
0.764kg/m, per 214.96 Ext

* Stock in mill finish & anodised satin. Subject to stock availability at time of order.

Not to Scale