



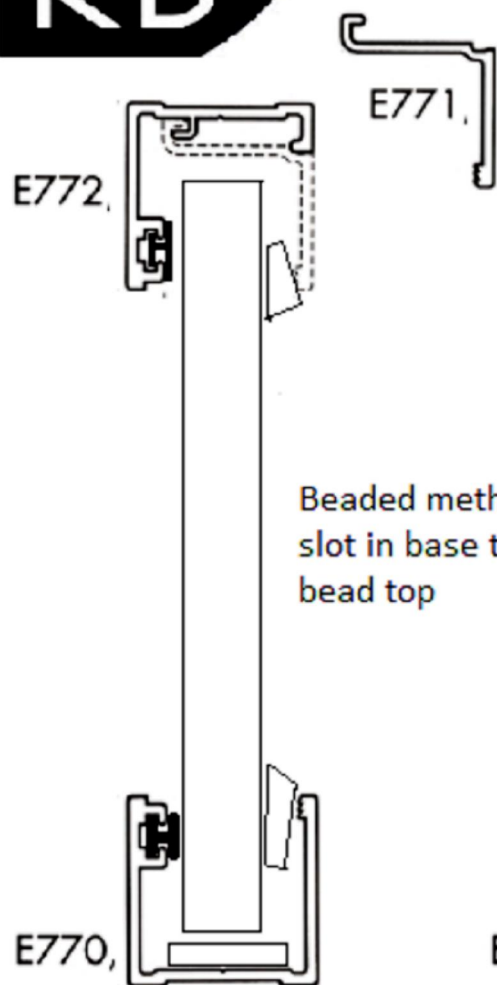
731 Great South Rd,
Penrose, Auckland NZ.
+64 09 525 3404

Glazing to suit, max
12 mm thick.
Wedge to suit Glazing.


Internal Glazing
Setup

Side View
31427


Top view



Beaded method
slot in base then
bead top



Lift up then slot
down method.
ensure Glass size
can clear base E770
before letting down.



Sides can be either
E770 or combined
E771 and E772.
Depends on how many
Glass panels involved

Note, this is not a water tight system.
For internal use only.

Customer	
Drawn	DM
Date	12/14