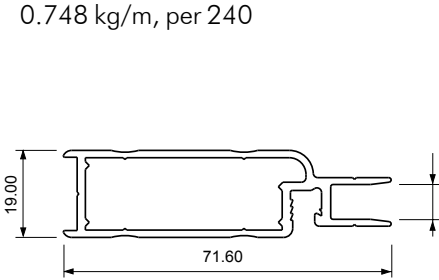
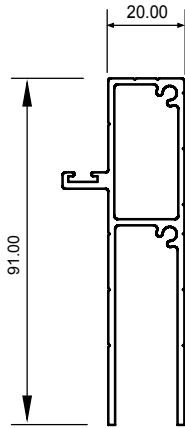


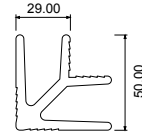
* Section No. Z785
Security Door Frame
0.748 kg/m, per 240



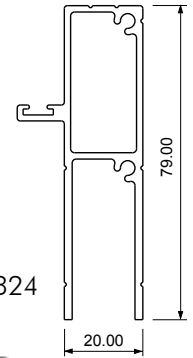
* Section No. 31238 (Mill Run only)
Round Edge
Security Door Frame
0.741kg/m, per 228.00



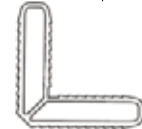
Section No. F9758
Security Door Wide Stand out
1.153kg/m, per 369



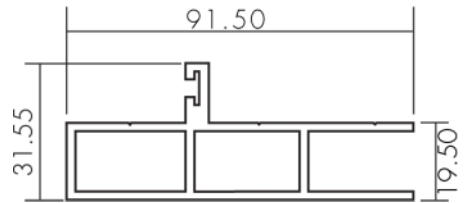
Section No. 6868K
Stake Angle



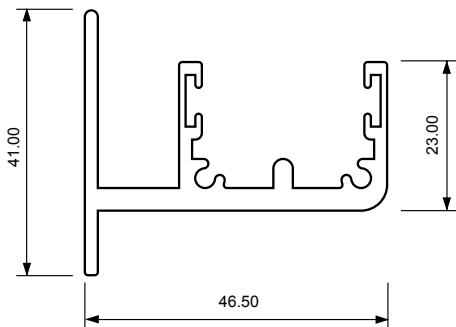
* Section No. J007
Security Door
Buildout Frame
1.065 kg/m, per 324



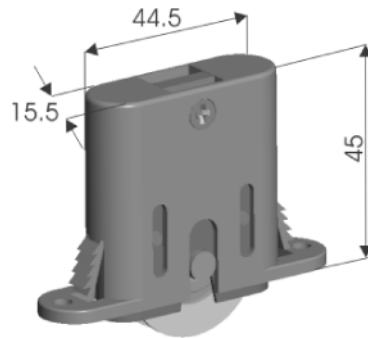
Section No. RB030
Stake Angle
1.314 kg/m, per 236



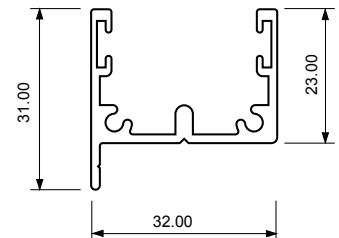
* Section No. RB030
91 mm SSecurity DoorWide Stand out
1.11 kg/m, per 326



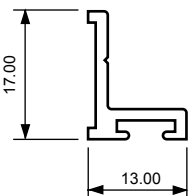
* Section No. 30972
Sliding Door Channel
0.936 kg/m, per 296



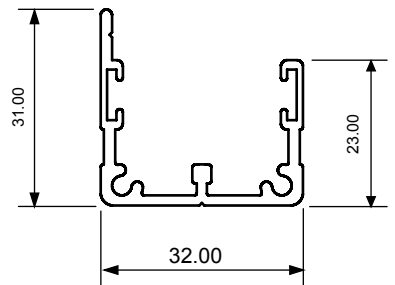
DR234 SL Spring Loaded Security Door
Carriage
Material Zinc Seal
Standard Roller: DR 35
Max Load: 25kg



* Section No. 30971
Sliding Door Channel
0.483 kg/m, per 218



* Section No. 6136
Door Stop
0.141 kg/m, per 72



* Section No. F9733
Sliding Door Track
0.464kg/m, per 215

* Stock in mill finish, powdercoated arctic white, off white, anotec mid bronze.
Subject to stock availability at time of order.

Not to Scale